


A 75 / A 130

Umbau Pumpe Replace pump Remplacer la pompe Sostituire la pompa



1
Nachrüstset Akku (12059601)
Retrofit kit battery (12059601)
Kit de rénovation batterie (12059601)
Batteria del kit di postmontaggio (12059601)



2
Vorgeschlagenes Werkzeug
Proposed tool
Outil proposé
Strumento proposto

2 x Schraubenschlüssel 13 mm
2 x wrench 13 mm
2 x clé 13 mm
2 x chiave 13 mm


1 x Schraubendreher Kreuzschlitz
1 x screwdriver Phillips
1 x tournevis Phillips
1 x cacciavite Phillips

1 x Schraubenschlüssel 24 mm
1 x wrench 24 mm
1 x clé 24 mm
1 x chiave 24 mm

1 x Kerzenschlüssel 28 mm
1 x candle key 28 mm
1 x clé de bougie 28 mm
1 x chiave per candela 28 mm



A 75 / A 130 vorbereiten
Prepare A 75 / A 130
Préparez A 75 / A 130
Preparare A 75 / A 130



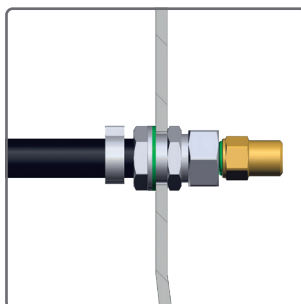
Pumpe inkl. Motor entfernen
Remove pump incl. Engine
Retirer la pompe, moteur compris
Rimuovere la pompa con motore



Rücklaufschlauch lösen
Release return hose
Libérer le tuyau de retour
Rilasciare il tubo di ritorno



Rücklaufschlauch entfernen
Remove return hose
Retirer le tuyau de retour
Rimuovere il tubo di ritorno




Befestigungsschema
Mounting plan
Plan de montage
Piano di montaggio



Rücklaufschlauch befestigen
Secure return hose
Tuyau de retour sécurisé
Fissare il tubo di ritorno



Befestigungsmutter innen
Retaining nut inside
Écrou de retenue à l'intérieur
Dentificio all'interno



Düse mit Mutter anbringen
Install nozzle with nut
Installer la buse avec un écrou
Installare l'ugello con il dado

Umbau Pumpe
Replace pump
Remplacer la pompe
Sostituire la pompa



Anschluss Ansaugschlauch
 Connection intake hose
 Tuyau d'aspiration
 Collegamento del tubo di aspirazione



Austauschen
 Change
 Échange
 Scambio




Bride befestigen
 Attach the bracket
 Attache la bride
 Attacca il staffa



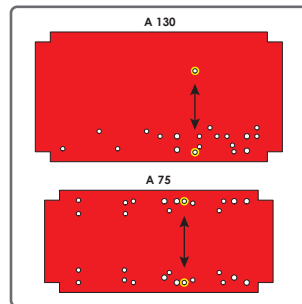
Schläuche fertig vorbereitet
 Hoses ready
 Tuyaux prêts
 Tubi flessibili pronti



Pumpstation anpassen
 Adjust pumping station
 Ajuster la station de pompage
 Regola la stazione di pompaggio



Anschlussgewinde befestigen
 Attach connecting thread
 Attacher le fil de connexion
 Attacca il filo di collegamento



Schrauschablone
 Hole template
 Modèle de trou
 Modello di buco



Mit Abstandhalter anschrauben
 Screw on with spacer
 Visser avec entretoise
 Avvitare con il distanziale



Pumpstation befestigt
 Attached pumping station
 Station de pompage attenante
 Stazione di pompaggio allegata



Schläuche anbringen
 Install hoses
 Installer des tuyaux
 Installa i tubi



Umbau abgeschlossen
 Conversion completed
 Conversion terminée
 Conversione completata